

**Routt County 4-H
Shooting Sports
Project Manual
2018**



Table of Contents

Project Description.....	2
Routt County Project Requirements.....	2
Enrollment Information	3
Project E-Record	3
Project Exhibit Requirements	4
General Shooting Sports Exhibit Rules.....	7
Unit Requirements.....	7
Display Board Guidelines	7
Project Equipment & Supplies	9
Project Classes/Practices	9
Age Divisions.....	10
Completion Weekend	10
2018 Routt County Shooting Sports Certified Leaders & Volunteers.....	11
Additional Resources	12

Project Description

The 4-H Shooting Sports project is designed to provide members with an opportunity to develop knowledge, fundamental skills, and safety techniques surrounding firearms, archery and the sport of shooting. Classes and practices are hands on and allow members to experience firsthand the sport of shooting/archery, as well as improve their individual skills in an area of specific interest.

When enrolling in the shooting sports project, members will choose one (or more) of the following disciplines for their project: Air Rifle, .22, Air Pistol, Shotgun, Archery, Muzzleloading, Pistol and Outdoor Skills.

Members will receive guidance from certified adult volunteer leaders at organized classes and practices through the year, up to the final Completion Weekend where they will demonstrate the skills and knowledge they have learned throughout the year.

Routt County Project Requirements

1. Member must enroll in shooting sports by May 1 and work with a certified shooting sports leader.
2. There is a mandatory \$25 per member, per discipline fee to be paid by May 1. This fee is in addition to the \$35 4-H enrollment fee. This fee helps cover the cost of sending leader to required three day 4-H Shooting Sports training and cover the cost of the State Shoot registration.
3. Enrolled members must attend 70% of practices, classes, etc. scheduled by their leader in order to participate at Completion Weekend and complete their project.
4. If a member does not attend Completion Weekend, they are not eligible to compete at State Fair.
5. If a member cannot make Completion Weekend, they must have a valid excuse and inform the Extension Office and their leader well in advance to Completion Weekend in order to set up an alternate day with their leader so they can complete. If you do not show up for Completion Weekend, and you did not notify your leader in advance, then you will receive an Incomplete for your project and will not be able to participate in this project the following year.

6. 4-H Shooting Sports members must attend all required club meetings and events. You must be in good standing with your 4-H Club to be able to participate in Completion Weekend and/or State Fair.
7. All shooting sports members will be required to create an exhibit and present it at Exhibit Day. Exhibit requirements can be found on page 4, additional guidelines on page 7, or at:
http://www.colorado4h.org/project_resources/StateFairExhibitReg.pdf
 - Exhibit Day Interviews – Wednesday, July 25 at the Soroco High School
 - Exhibit Day Awards – Friday, July 27 at the Soroco High School
8. Final decisions regarding a member's completion will be made at the discretion of the Extension Agent and the shooting sports leader.

Enrollment Information

Enroll in 4-H at <https://co.4honline.com> . Enrollment instructions can be found on the Routt County Extension website <http://routt.extension.colostate.edu/> . Contact your local extension office for enrollment deadlines at 970-879-0825. Shooting Sports members must be enrolled in their Shooting Sports project by May 1.

Project E-Record

Each member enrolled in the Shooting Sports project is required to complete an e-record Record Book. This record book is utilized to teach organization, responsibility, and good record keeping practices. Each e-record asks that members set and evaluate personal goals, keep an updated inventory of their shooting supplies, record their practice scores, and write a story describing their project experience. These books will be due at Exhibit Day with their discipline specific project. Shooting Sports members DO NOT have to turn their record books back in to be re-judged. They will be judged once at Exhibit Day with their project and that is it.

E-records are updated each year and are available to download online from the website at: http://www.colorado4h.org/project_resources/index.php . If a member is enrolled in more than one discipline, they should download just one record book and complete the required supplement sheet(s) for each discipline- found at the back of the record book. And they only need to finish one project for Exhibit Day. Contact the Extension Office with any questions concerning e-records.

Important!!!

All 4-H Projects have a demonstration and community service requirement. Please plan ahead to have these completed by the end of your Project. They are a requirement of the project and need to be recorded in your record book.

Examples:

Demonstration:

How to properly clean your gun (Given at Shooting Practice to 3 Jr. Members)

Community Pride:

Helped _____ at Lorna Farrow Memorial Shoot

Helped with my club's dog wash.





Project Exhibit Requirements



All Shooting Sports Members are required to complete a project exhibit specific to the discipline they are enrolled in to display at the annual 4-H Exhibit Day July 25, 2018. Members and their project exhibits will be judged via a one-on-one interview on the final product they create for their exhibit. The interview focuses on knowledge of safety and firearms, goals, challenges, etc. that members have experienced throughout the year. Overall Grand Champion winners at Exhibit Day in each discipline will qualify to have their exhibits entered at the Colorado State Fair.

4-H project exhibit guidelines can be found directly after the sample exhibit photos below, or on page 7. Please note, the certified adult volunteer leaders are not responsible for completing exhibit(s) with member(s). Each member must do their own exhibit, however can ask for help finding resources and information for their exhibit from their specific leaders. At the discretion of each leader, scheduled classes and practices may be allocated towards working on project exhibits.



Included below and on the following page are samples of previous exhibits done by shooting sports members in another county.



Exhibits courtesy of Grand County 4-H & photos courtesy of Jim Zulevich, Routt County.



Exhibits courtesy of Grand County 4-H & photos courtesy of Jim Zulevich, Routt County.



Exhibits courtesy of Grand County 4-H & photos courtesy of Jim Zulevich, Routt County.

All material shown is property of the members of Grand County 4-H and may **not** be identically reproduced for future projects. These are included solely as examples of possible ideas/topics for shooting sports exhibits.

General Shooting Sports Exhibit Rules

1. There is a specific discipline e-Record that contains Shooting Sports Inventory and Discipline Log Record required for this project.
2. Display should illustrate a chosen aspect of a skill area(s). This is separate from the statewide State Fair Shooting Sports Event listed under Special Events. **The standardized display board size of 4 ft. x 3 ft is to be used for 4-H projects.**
3. Counties may enter only one exhibit per class at the State Fair. No live ammo, broadheads, knives or functional firearms are allowed to be displayed.
4. At State Fair, exhibits which address more than one discipline area or a skill or knowledge not readily categorized in a particular existing 4-H shooting discipline should be entered in miscellaneous.

Unit Requirements

- A. Completed specific e-Record for the discipline exhibited presented in a sturdy binder/notebook.
- B. A Shooting Sports Inventory Record is required. It can be found at:
http://www.colorado4h.org/project_resources/erecords/index.php
- C. A Discipline Log Record is required. It can be found at:
http://www.colorado4h.org/project_resources/erecords/index.php
- D. Display items illustrating something learned in the project this year. Exhibit may be a display board or a stand-alone item, such as gun stocks, decoys. Display items are to be entered in specific discipline that the exhibit relates to (i.e. .22, air rifle, shotgun, etc.). **The standardized display board size of 4' x 3' with sides that do not overlap is to be used for 4-H projects. See next page for specific exhibit guidelines...**

Display Board Guidelines

Display Board Guidelines for State Fair 4-H Exhibits

Display boards are great ways to share that information, but when viewers walk by, they spend only 60-90 seconds looking at each display board. Make yours stand out by highlighting the main points of your project in a fun, interesting way.

Follow these guidelines to create a display board for the state fair.

4'

SHAPE
Design your exhibit so information fits on the display. Remember, you have 1 large surface, and 2 smaller side wings

Plants of Colorado

TEXT
Make sure that all the text on your display is easy to read. Use a large font for the title, and smaller fonts for the headings and body text. Text must be readable from 3-5 feet away. Use large bold letters. Dark letters on a light background works best.

3'

SPACE
Your display should only discuss one main topic. This will help it look neat and un-crowded

ATTACHMENTS
When attaching pictures or objects to your board make sure they are secure. Use glue for pictures and paper, and consider wires, zip ties or staples to attach bulkier items. Do not attach items that are so heavy that your board can't stand.

SIZE
Display boards for the state fair must measure 4 ft. wide x 3 ft. tall. They should be made of lightweight cardboard, but not poster board. Pre-cut boards are available at most craft and shopping centers. No part of your display may extend beyond these boundaries.

DISPLAY BOOKS

Your e-record book should accompany your board. You may use 3-ring binders or other notebook that will keep the pages securely inside. You may not use slider-type binders.

Please place a label with the following information in the upper right-hand corner of the front cover:

County, Name, Project Area, and Class
(See example)

Sample

Adams County
010
Jane Doe
15
Animal Science
Vet Science
Class 009

Project Equipment & Supplies

The 4-H Shooting Sports project is not required to provide equipment (including, but not limited to: firearms, bows, ammunition, targets, arrows, safety equipment, etc.), but some leaders may have equipment and supplies that can be leased out, or borrowed. **ALL** equipment and supplies must meet the State 4-H requirements, as well as the local shooting range requirements for use. Each certified adult volunteer leader has the right to deny member participation if they deem the member's equipment to be unsafe or inadequate for practice and project purposes!

Thus, it is up to the member and the member's family to insure they have the proper equipment and supplies to participate in the Shooting Sports project. Leaders can provide help with this and Elk River Guns (970-879-7565) in Steamboat will provide discounts to 4-H members purchasing project equipment. See the **2018 Colorado State Shooting Sports Rule Book** for equipment requirements and allowances for each specific class/discipline.

<http://www.co4hshooting.org/>

Project Classes/Practices

Typically, individual leaders will schedule their own classes and practices. The Extension Office is more than happy to direct you towards a certified adult volunteer leader who focuses on a specific shooting discipline. Most leaders are located in the following areas of Routt County: Steamboat, South Routt, and Hayden. Since it is required that members work with a certified leader, we will do our best to help you get enrolled and set you up with a leader near you, however, for the remainder of the year and project duration, it is up to you as a member to remain in contact with your leader in regard to classes and practices.

Members are required to attend a minimum of **70%** of the scheduled practices and classes organized by their leader. These classes may include fundraisers, group activities, etc. outside of shooting practice. Failure to meet the minimum requirement will result in a member receiving an incomplete for their Shooting Sports project for the year, thus making them ineligible to participate in the same shooting sports project next year. As always, communication is the best tool for success!




Age Divisions

In compliance with the Colorado 4-H State Shooting Sports program, the separation of age divisions is different than that of most 4-H projects. For the Completion Weekend, the Shooting Sports e-records, the Outstanding Member awards and the State 4-H Shoot, members are divided into two classes: Juniors (8-13) and Seniors (14-18) – all ages are as of December 31st .

For the exhibit portion of the project, members will be judged in the three general 4-H age divisions: Juniors (8-10), Intermediates (11-13), and Seniors (14-18). While this proves to be a bit confusing, it is beneficial to Routt County to follow the guidelines set forth by the state.

Please contact the Extension Office with any questions.



Completion Weekend

In addition to attending at least 70% of scheduled classes and practices, completing an e-record, and submitting a project exhibit (if you are required to do so), members also must attend the shooting sports year-end Completion Weekend. This is usually held on a Sunday in late July. This year, it will be July 21 & 22 at the Routt County Rifle Club. Shooting sports members will all meet at a scheduled location (ie: Routt County Rifle Club) and demonstrate their skills through a competitive shoot. The discipline(s) each member enrolls in will be the discipline(s) or class(es) they compete in on Completion Weekend. Members will also have the opportunity to compete for a chance to go to the State 4-H Shooting Sports Contest held during the Colorado State Fair in late August-early September in Colorado Springs/Pueblo, CO.



2018 Routt County Shooting Sports Certified Leaders & Volunteers

Steamboat Area

Deborah Holmes (.22/Rifle/Shotgun/Pistol)	970-846-0709	debjacks.trigger@yahoo.com
Greg Pohlman (Shotgun/Archery)	970-846-4712	gpohlman64@gmail.com
Matthew Koly (Archery)	970-620-0962	kolysrock@hotmail.com
Jeff Yeiser (Archery)	303-921-2271	jeffyeiser@gmail.com
Alan Selch (Pistol)	970-734-4445	achandler55@gmail.com
Travis Bedell (.22 Rifle)	970-846-9008	tobedell@gmail.com
Jen Bedell (.22 Rifle)	970-846-1537	jenpcc@hotmail.com
Chad Bedell (.22 Rifle)	970-846-6201	cbedell@marabouranch.com
Patrick Stanko (.22 Rifle)	970-214-6941	Patrick.Stanko@gmail.com

Hayden Area

* We are in need of Hayden .22 Rifle 4-H Shooting Sports leaders. If you are interested please contact teggers@co.routt.co.us .

Wendy Lind (.22 Rifle)	970-471-7417	wendy@axialarts.com
Chad Day (Archery)	970-276-9216	Chadday72@gmail.com
Jamie Booco (Archery)	970-629-9899	jamie2323756@gmail.com

South Routt Area

Rick Kirby (.22/Rifle/Pistol/Air Pistol) 970-331-1427 soroco4h22shooting@gmail.com

John Halder (.22/Rifle/Pistol/Air Pistol) 970-638-1039 halderfamily@msn.com

Dave delaMater (Archery) 970-846-8378 nwesdave@gmail.com

CD Johnson (.22 Rifle) 970-734-7116 cd91145@hotmail.com

Additional Resources

For additional information and updates, the best place to check out is the Colorado 4-H Shooting Sports website: <http://www.colorado4h.org/ss/index.html>

Feel free to contact our Extension Office at any time at 970-879-0825.

For specific questions regarding state shooting sports, contact Sam Lowry at the state office at (970) 491-1152, 575-496-7129 or via email: sam.lowry@colostate.edu .



Routt County

Colorado State University Extension System's programs are open to all citizens without regard to race, color, sex, handicap, religion, age, or national origin.