



4-H Online 2.0 Animal Entry Guide

Sheep Projects (Breeding and Market)

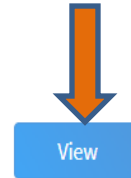
**Note: For 4-H Members 8 and above*

Log into 4-H Online

- Use your family email and password co.4honline.com

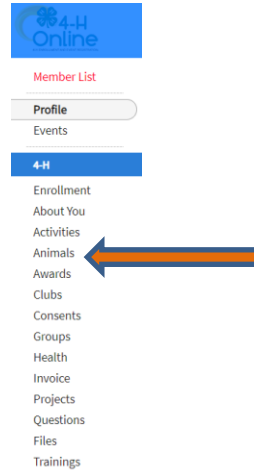
Click “View”, next to Member’s Name

Tucker Jeter #221671
Sep 18, 2010

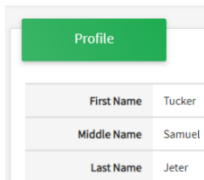


Locating ‘Animals’

- **Desktop**, select “Animals” from the left side navigation



- **Smart Phone or Tablet**, click on the 3 bars in the top left corner



With either option, this will bring up a drop down list to begin adding Animals.



Adding an Animal

- Click "Add an Animal"

Add an Animal

Add New Animal

Adding a new animal not previously registered can be done here.

Add New Animal

Previously Added Animals

Animals that have been added and approved by the member or a family member in a previous program year and can be re-activated for the current program year.

Then select "Add New Animal"

- Select the specific sheep type, from the drop down. **REQUIRED:** Enter Animal Tag or "000", if unknown, click "Save"

Add an Animal

New Animal

Animal Type required

Sheep - Breeding

tag required

987-2

Cancel Save

- Next, click "Show Questions"

Animal Entry is open for the current enrollment year. - Is all information complete? Check all county animal entry deadlines.

READ All County instructions for each animal species as county requirements vary.

Show Questions

Back Next

- Enter the animal's name. This would be the unique name to identify the animal.

Animal Name

Enter Unique Identifier (Example: Name of Animal)

- Enter the date of animal's birth or purchase date and weight, if applicable.

Animal Birthdate

Enter the Animal Birth Date or Purchase Date

Birth Weight

Enter birth weight or weight when purchased



- Enter the Breed information. If Breed is not listed select “Mixed Breed” or “Other Breed” – Only select 1 Breed.

Breed

Enter the Breed Information. If Breed not listed select "Mixed Breed" or "Other Breed" - Only select 1 Breed.

- Enter the distinguishing colors or markings.

Colors And Markings

Enter any distinguishing color or markings

- Enter Dam Tag and Tattoo, if applicable in your county. This is NOT required for Routt County. **This is only on the breeding entry, not market.**

Dam Tag

Dam Tag, if known or applicable

Dam Tattoo

Dam Tattoo, if known or applicable

- Enter Premises or Location ID, if applicable in your county. This is NOT required for Routt County. **This is only on the breeding entry, not market.**

NAIS Premises ID

Premises/Location ID, if applicable in your county.

- Enter the Scrapie Flock ID, if applicable.

Scrapie Flock ID

- The Tag number be brought over from the first screen, as this is required. This field can be updated to reflect the correct tag of the animal. Enter a Tattoo number or 0, if not applicable.

Tag *required*

987-2

Enter County Tag Number, if no tag number enter 0 (Or Tattoo if used by your County)

Tattoo

Enter County Tattoo or Tag Number, if no tag number enter 0 or unique identifier

Back

Next

- Click “Next”, continue with the “File Uploads” that are required by your local county extension office. These will vary by county and species. **Please follow all your county guidelines. Routt County requires three photos. Routt County DOES NOT require a County Use Form, Bill of Sales, Registration Papers or Lease Agreement.**



Four circular image selection areas, each with "No Image Selected" text and an "Upload" button.

County Use Form (Sheep - Breeding) Sheep - Breeding (Registration Papers), if required by county

PDF No File Uploaded PDF No File Uploaded

Upload Upload

Sheep - Breeding (Bill of Sale), if required by county Sheep - Breeding (Lease Agreement), if required by county

PDF No File Uploaded PDF No File Uploaded

Upload Upload

- Confirm all information, click 'submit'
- **County Extension staff**, will review all information. If more is needed, members can edit. Once "Approved" by your local county extension office an email will be sent to your family account (example below) A time and date stamp for each animal.

Back **Submit** ←

Progress bar: Questions (filled), Files (filled), Confirm (empty)

Animal



Your animal submission for [redacted] in 4-H has been approved.

Animal - Submitted
 Created on Feb 4, 2021 5:29 PM
 Modified on Feb 4, 2021 5:48 PM
 Submitted on Feb 4, 2021 5:48 PM



Questions, please contact your [local extension staff](#).