



4-H Online 2.0 Animal Entry Guide

Poultry Projects (Chickens, Turkeys, Ducks, Geese and Pigeon/Games Birds)

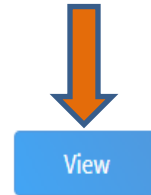
**Note: For 4-H Members 8 and above*

Log into 4-H Online

- Use your family email and password co.4honline.com

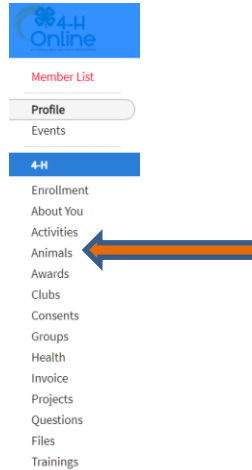
Click “View”, next to Member’s Name

Tucker Jeter #221671
Sep 18, 2010

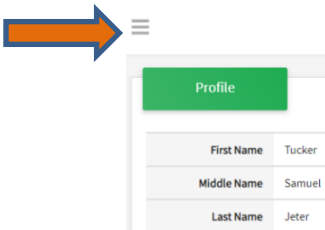


Locating ‘Animals’

- **Desktop**, select “Animals” from the left side navigation



- **Smart Phone or Tablet**, click on the 3 bars in the top left corner



With either option, this will bring up a drop down list to begin adding Animals.



Adding an Animal

- Click "Add an Animal"

Animals Add an Animal

Add an Animal

Add New Animal

Adding a new animal not previously registered can be done here.

Add New Animal

Previously Added Animals

Animals that have been added and approved by the member or a family member in a previous program year and can be re-activated for the current program year.

Then select "Add New Animal"

- Select specific Poultry project from drop down list. **REQUIRED:** Enter Animal's name, click "Save"

Add an Animal

New Animal

Animal Type *required*

Fowl - Chickens - Poultry Breeding - Egg Production

name *required*

Betty

Cancel Save

- Next, click "Show Questions"
- Animal Entry is open for the current enrollment year.** - Is all information complete? Check all county animal entry deadlines.
- READ All County instructions for each animal species as county requirements vary.**

Show Questions

- Enter the Animal's Age, if less than 1 year enter 0.

Animal Age

< 1 Year enter 0

- The animal's name will be carried over from the previous screen.

Animal Name *required*

Rhode Island Red - Hen #2, Betty

Enter Unique Identifier (Example: Rhode Island Red - Hen #1, Ruby)

- Enter the animal's birth date.

Animal Birthdate

Choose a date

Birth Date



- **REQUIRED:** Choose the breed from the drop-down box. Choose “other breed” or “mixed breed” if breed isn’t listed. ONLY select one breed.

Breed *required*

Rhode Island Reds: American

- Fill in a description of the specific variety or colors and markings.

Colors And Markings

Red

Enter Variety (Example: Barred, Penciled, Red, Buff, etc.)

- Enter the Pullorum Test Date.

Pullorum Test Date

Choose a date

PullorumTest Date

- Enter the Animal Gender – male or female.

Animal Gender

Male

Sex

- Enter a Tag and Tag Color, if applicable or required in your county.

Tag

Enter County Tag Number, if no tag number enter 0 (Or Tattoo if used by your County)

Tag Color

Enter Tag Color

- Click “Next”, continue with the “File Uploads” that are required by your local county extension office. These will vary by county and species. **Please follow your county guidelines.**

Back

Next



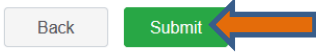
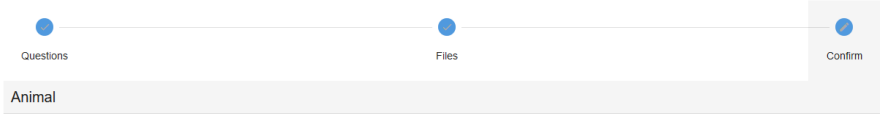
Upload



Upload



- Confirm all information, click 'submit'

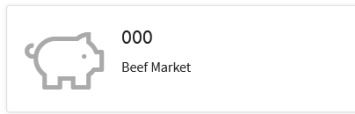


- County Extension staff, will review all information. If more is needed, members can edit. Once "Approved" by your local county extension office an email will be sent to your family account (example below) A time and date stamp for each animal.



Your animal submission for [redacted] in 4-H has been approved.

Animal - Submitted
 Created on Feb 4, 2021 5:29 PM
 Modified on Feb 4, 2021 5:48 PM
 Submitted on Feb 4, 2021 5:48 PM



Questions, please contact your [local extension staff](#).