

**Routt County 4-H  
Shooting Sports  
Project Manual  
2024**

**Contents**

Project Description .....2

Routt County Project Requirements .....2

Enrollment Information.....3

Project E-Record.....4

Important!!!.....4

Project Exhibit Requirements .....4

General Shooting Sports Exhibit Rules .....6

Unit Requirements .....7

Display Board Guidelines.....8

Project Equipment & Supplies.....9

Age Divisions.....9

2023 Routt County Shooting Sports Schedules and Certified Leaders Contacts..... 10

Additional Resources..... 11

## **Project Description**

The 4-H Shooting Sports project is designed to provide members with an opportunity to develop knowledge, fundamental skills, and safety techniques surrounding firearms, archery and the sport of shooting. Classes and practices are hand's on and allow members to experience firsthand the sport of shooting/archery, as well as improve their individual skills in an area of specific interest.

When enrolling in the shooting sports project, members will choose one (or more) of the following disciplines for their project: Air Rifle, .22 Rifle, Air Rifle, Air Pistol, Shotgun, Archery and .22 Pistol.

Members will receive guidance from 4-H certified adult volunteer leaders at organized classes and practices through the year (mostly in the summer months), up to the final Completion Weekend where they will demonstrate the skills and knowledge they have learned throughout the year.

## **Routt County Project Requirements**

1. Member must enroll in shooting sports by May 1 and work with a certified shooting sports leader.
2. There is a mandatory \$25 per member, per discipline fee to be paid by May 1. This fee is in addition to the \$40 4-H enrollment fee. This fee helps cover the cost of sending leaders to required three day 4-H Shooting Sports training and the cost of the State Shoot registration.
3. Enrolled members must attend 80% of all practices, classes, etc. scheduled by their leader in order to participate at Completion Weekend and complete their project. Your Shooting Sports leader/instructor will outline this requirement with you.
4. Completion Weekend will be:
  - a. July 14 at the Kirby Ranch and South Routt Elementary School for Air Rifle, Air Pistol and Pistol
  - b. July 20-21 at the Routt County Rifle Range for .22 Rifle, Shotgun and Archery.
    - i. New this year – Shooting Sports Awards will be awarded at the July 27 Exhibit Day Award Ceremony (not at the Shooting Sports Completion Weekend).
  - c. The Colorado 4-H State Shoot dates –
    - i. August 17-18 in Pueblo, CO for .22 Rifle, Air Rifle, Muzzleloader, Air Pistol, Archery
    - ii. August 31 – September 1 in Colorado Springs, CO for Shotgun, .22 Pistol

5. If a member does not attend Completion Weekend, they are not eligible to compete at State Fair.
6. If you do not complete/compete on your scheduled Completion Weekend competition date then you do not qualify for an award in that discipline. Apples to apples – all members need to compete on the same day/discipline to qualify for an award.
7. If a member cannot make Completion Weekend, they must have a valid excuse and inform the Extension Office and their shooting sports leader well in advance to Completion Weekend in order to set up an alternate day with their leader so they can complete. If you do not show up for Completion Weekend, and you did not notify your leader in advance, then you will receive an Incomplete for your project and will not be able to participate in this project the following year.
8. 4-H Shooting Sports members must attend all required club meetings and events. You must be in good standing with your 4-H Club to be able to participate in Completion Weekend and/or State Fair.
9. All shooting sports members will be required to create an exhibit and present it at Exhibit Day. Exhibit requirements can be found on page 4, additional guidelines on page 7, or at <http://co4h.colostate.edu/statefair/StateFairExhibitReq.pdf> :
  - Exhibit Day Interviews – Saturday, July 27 at the Soroco High School
  - Exhibit Day & Shooting Sports Awards – **Saturday**, July 27 at the Soroco High School
  - If you cannot make it to the Exhibit Day Interview – you must have a legitimate reason for not attending and must present your project at the Extension Office on July 15 or July 22 only.
  - If you do not attend Exhibit Day Interviews on July 27, your project cannot take first/qualify for state fair competition.
10. Final decisions regarding a member's completion will be made at the discretion of the Extension Agent and the shooting sports leader.

## Enrollment Information

Enroll in 4-H at <https://co.4honline.com/#/user/sign-in> . Contact your local extension office for enrollment deadlines at 970-879-0825. Shooting Sports members must be enrolled in their Shooting Sports project by May 1.

## Project E-Record

Each member enrolled in the Shooting Sports project is required to complete an e-record Record Book. This record book is utilized to teach organization, responsibility, and good record keeping practices. Each e-record asks that members set and evaluate personal goals, keep an updated inventory of their shooting supplies, record their practice scores, and write a story describing their project experience. These books will be due at Exhibit Day with their discipline specific project. Shooting Sports members DO NOT have to turn their record books back in to be re-judged. They will be judged once at Exhibit Day with their project and that is it.

E-records are updated each year and are available to download online from the website at: <http://co4h.colostate.edu/program-areas/colorado-4-h-project-information/> (scroll to bottom and click on "download ALL e-records here". If a member is enrolled in more than one discipline, they should download just one record book and complete the required supplement sheet(s) for each discipline-found at the back of the record book. And they only need to finish one project for Exhibit Day. Contact the Extension Office with any questions concerning e-records.

### Important!!!

All 4-H Projects have a demonstration and community service requirement. Please plan ahead to have these completed by the end of your Project. They are a requirement of the project and need to be recorded in your record book.

Examples:

Demonstration:

*How to properly clean your gun (Given at Shooting Practice to 3 Jr. Members)*

Community Pride:

*Helped \_\_\_\_\_ at Lorna Farrow Memorial Shoot*

*Helped with my club's dog wash.*


## Project Exhibit Requirements

All Shooting Sports Members are required to complete a project exhibit specific to the discipline they are enrolled in to display at the annual 4-H Exhibit Day July 27. Members and their project exhibits will be judged via a one-on-one interview on the final product they create for their exhibit. The interview focuses on knowledge of safety and firearms, goals, challenges, etc. that members have experienced



throughout the year. Overall Grand Champion winners at Exhibit Day in each discipline will qualify to have their exhibits entered at the Colorado State Fair.

4-H project exhibit guidelines can be found directly after the sample exhibit photos below, or on page 7. Please note, the certified adult volunteer leaders are not responsible for completing exhibit(s) with member(s). Each member must do their own exhibit, however can ask for help finding resources and information for their exhibit from their specific leaders. At the discretion of each leader, scheduled classes and practices may be allocated towards working on project exhibits.


Included below and on the following page are samples of previous exhibits done by shooting sports members in another county.



*Exhibits courtesy of Grand County 4-H & photos courtesy of Jim Zulevich, Routt County.*



Exhibits courtesy of Grand County 4-H & photos courtesy of Jim Zulevich, Routt County.



Exhibits courtesy of Grand County 4-H & photos courtesy of Jim Zulevich, Routt County.

All material shown is property of the members of Grand County 4-H and may **not** be identically reproduced for future projects. These are included solely as examples of possible ideas/topics for shooting sports exhibits.

## General Shooting Sports Exhibit Rules

1. There is a specific discipline e-Record that contains Shooting Sports Inventory and Discipline Log Record required for this project.
2. Display should illustrate a chosen aspect of a skill area(s). This is separate from the statewide State Fair Shooting Sports Event listed under Special Events. **The standardized display board size of 4 ft. x 3 ft is to be used for 4-H projects. These boards are on sale at the Extension Office.**
3. Counties may enter only one exhibit per class at the State Fair. No live ammo, broadheads, knives, functional firearms or humanization are allowed to be displayed.

4. At State Fair, exhibits which address more than one discipline area or a skill or knowledge not readily categorized in a particular existing 4-H shooting discipline should be entered in miscellaneous.

## Unit Requirements

- A. Completed specific e-Record for the discipline exhibited presented in a sturdy binder/notebook.
- B. A Shooting Sports Inventory Record is required. It can be found at:  
<http://co4h.colostate.edu/program-areas/colorado-4-h-project-information/> (scroll to bottom and click on "Download all e-records here").
- C. A Discipline Log Record is required. It can be found at:  
<http://co4h.colostate.edu/program-areas/colorado-4-h-project-information/> (scroll to bottom and click on "Download all e-records here").
- D. Display items illustrating something learned in the project this year. Exhibit may be a display board or a stand-alone item, such as gun stocks, decoys. Display items are to be entered in specific discipline that the exhibit relates to (i.e. .22, air rifle, shotgun, etc.).  
**The standardized display board size of 4' x 3' with sides that do not overlap is to be used for 4-H projects. See next page for specific exhibit guidelines...**



# Display Board Guidelines

## Display Board Guidelines for State Fair 4-H Exhibits

Display boards are great ways to share that information, but when viewers walk by, they spend only 60-90 seconds looking at each display board. Make yours stand out by highlighting the main points of your project in a fun, interesting way.

*Follow these guidelines to create a display board for the state fair.*

**SHAPE**  
Design your exhibit so information fits on the display. Remember, you have 1 large surface, and 2 smaller side wings

**SPACE**  
Your display should only discuss one main topic. This will help it look neat and un-crowded

**TEXT**  
Make sure that all the text on your display is easy to read. Use a large font for the title, and smaller fonts for the headings and body text. Text must be readable from 3-5 feet away. Use large bold letters. Dark letters on a light background works best.

**ATTACHMENTS**  
When attaching pictures or objects to your board make sure they are secure. Use glue for pictures and paper, and consider wires, zip ties or staples to attach bulkier items. Do not attach items that are so heavy that your board can't stand.

**SIZE**  
Display boards for the state fair must measure 4 ft. wide x 3 ft. tall. They should be made of lightweight cardboard, but not poster board. Pre-cut boards are available at most craft and shopping centers. No part of your display may extend beyond these boundaries.

**DISPLAY BOOKS**  
Your e-record book should accompany your board. You may use 3-ring binders or other notebook that will keep the pages securely inside. You may not use slider-type binders.

Please place a label with the following information in the upper right-hand corner of the front cover:  
County, Name, Project Area, and Class  
(See example)

**Sample**


Adams County  
010  
Jane Doe  
15  
Animal Science  
Vet Science  
Class 009

## Project Equipment & Supplies

The 4-H Shooting Sports project is not required to provide equipment (including, but not limited to: firearms, bows, ammunition, targets, arrows, safety equipment, etc.), but some leaders may have equipment and supplies that can be leased out, or borrowed. **ALL** equipment and supplies must meet the State 4-H requirements, as well as the local shooting range requirements for use. Each certified adult volunteer leader has the right to deny member participation if they deem the member's equipment to be unsafe or inadequate for practice and project purposes!

Thus, it is up to the member and the member's family to insure they have the proper equipment and supplies to participate in the Shooting Sports project. Leaders can provide help with this and Elk River Guns (970-879-7565) in Steamboat will provide discounts to 4-H members purchasing project equipment. See the **2024 Colorado State Shooting Sports Rule Book** for equipment requirements and allowances for each specific class/discipline.

<http://co4h.colostate.edu/program-areas/shooting-sports/>



## Age Divisions

In compliance with the Colorado 4-H State Shooting Sports program, the separation of age divisions is different than that of most 4-H projects. For the Completion Weekend, the Shooting Sports e-records, the Outstanding Member awards and the State 4-H Shoot, members are divided into two classes: Juniors (8-13) and Seniors (14-18) – all ages are as of December 31<sup>st</sup>. **For the exhibit portion of the project, members will be judged in the three general 4-H age divisions: Juniors (8-10), Intermediates (11-13), and Seniors (14-18). While this proves to be a bit confusing, it is beneficial to Routt County to follow the guidelines set forth by the state.** Please contact the Extension Office with any questions.



## 2024 Routt County Shooting Sports Schedules & Certified Leaders Contacts

### Steamboat Springs:

Steamboat Shotgun – Sunday 3-5pm and at the Routt County Rifle Club beginning tentatively April 28. We will move the times later as the days get longer.

Leaders: Courtney Wiedel [wiedelfamily4@gmail.com](mailto:wiedelfamily4@gmail.com) , Darrin Vietanen [vietanenfamily@yahoo.com](mailto:vietanenfamily@yahoo.com)

.22/Rifle – TBD at the Steamboat Rifle Club indoor range beginning tentatively in April.

Leader: Mandy Crabb [mandycrabb21@gmail.com](mailto:mandycrabb21@gmail.com), Alan Selch [alan@pepicesl.com](mailto:alan@pepicesl.com)

Pistol/Air Pistol – TBD at the Steamboat Rifle Club indoor range starting TBD. (Hayden Pistol/Air Pistol members are welcome at these practices)

Leader: Alan Selch [alan@pepicesl.com](mailto:alan@pepicesl.com)

Air Rifle - TBD at the Steamboat Rifle Club indoor range February – March.

Leader: Mandy Crabb [mandycrabb21@gmail.com](mailto:mandycrabb21@gmail.com)

Steamboat Archery – Practice time: Monday 6:15pm at the Steamboat Rifle Club beginning May 1 (if the range is ready).

Leaders: Jeff Yeiser [jeffyeiser@gmial.com](mailto:jeffyeiser@gmial.com) , Schuyler Routt [schuyler.routt@gmail.com](mailto:schuyler.routt@gmail.com)

### South Routt:

Air Pistol/Air Rifle – Beginning February 4<sup>th</sup> - practicing on Sunday 4pm at the Elementary school in Yampa. When .22 Rifle/Pistol practice begins at Kirby Ranch on May 5 (tentative) indoor practice will end.

Leaders: Rick Kirby [soroco4h22shooting@gmail.com](mailto:soroco4h22shooting@gmail.com) , cell 970-331-1427, home 653-0102

John Halder [halderfamily@msn.com](mailto:halderfamily@msn.com) , Jason Cranwell [Jordan.cranwell@gmail.com](mailto:Jordan.cranwell@gmail.com)

.22 Rifle – Sunday at 4:00pm at the Kirby Ranch beginning Sunday May 5 (if the ranch is melted out).

Leaders: Rick Kirby [soroco4h22shooting@gmail.com](mailto:soroco4h22shooting@gmail.com) , cell 970-331-1427, home 653-0102

John Halder [halderfamily@msn.com](mailto:halderfamily@msn.com) , Jason Cranwell [Jordan.cranwell@gmail.com](mailto:Jordan.cranwell@gmail.com)

.22 Pistol – Sunday at 4:00pm at the Kirby Ranch beginning Sunday May 5 (if the ranch is melted out).

Leaders: Rick Kirby [soroco4h22shooting@gmail.com](mailto:soroco4h22shooting@gmail.com) , cell 970-331-1427, home 653-0102

John Halder [halderfamily@msn.com](mailto:halderfamily@msn.com) , Jason Cranwell [Jordan.cranwell@gmail.com](mailto:Jordan.cranwell@gmail.com)

Shotgun – South Routt Shotgun youth will practice in Steamboat.

Archery – Tuesday and Wednesday nights 5:30-7pm beginning May 28 at Chip Herold's outside of Yampa.

Leaders: Dave dela Mater – [nwesdave@gmail.com](mailto:nwesdave@gmail.com)

### Hayden:

Shotgun –Hayden Shotgun kids will practice in Steamboat Springs.

.22/Rifle – TBD at the Hayden Shooting Range beginning May 1 – or when the range is melted/dried out.

Leaders: TBD,

Archery – Start date - TBD.

Leaders: Anna Floeter [arfloeter92@gmail.com](mailto:arfloeter92@gmail.com)

## Additional Resources

For additional information and updates, the best place to check out is the Colorado 4-H Shooting Sports website: <http://co4h.colostate.edu/program-areas/shooting-sports/>

Feel free to contact our Extension Office at any time at 970-879-0825.



Colorado State University Extension System's programs are open to all citizens without regard to race, color, sex, handicap, religion, age, or national origin.