

NEW MEMBER

HANDBOOK

MY

4-H INFORMATION



CLUB

I belong to _____ 4-H Club.

We meet at _____ location.

We meet on the _____ at _____ each month.

My 4-H Club leader is _____

Ways that I can contact them are

Phone _____

Email _____



PROJECTS

My 4-H Project(s) is/are:

1. _____ 3. _____

2. _____ 4. _____




EXHIBITION

I will be participating at the Routt County Completion Weekend on July _____, 20____.

I will be participating in the Routt County Exhibit Day on July _____, 20____.

I will be participating in the Routt County Fair on August _____, 20____.



WELCOME

TO ROUTT COUNTY 4-H

We are excited that you have joined us and we look forward to helping you and your youth reach their full potential within the 4-H program.

There is a lot that you'll learn throughout 4-H and our office is here to assist you in any way possible. Now that you are enrolled you may be wondering what the next steps are, and I hope to provide some guidance. Throughout this book you will learn about member expectations, what it means to have a project, and opportunities within 4-H at the County, State, and National Levels.


You will also get introduced to "4-H Lingo" that you will hear members, leaders, and the office use. You'll learn tips for completing your record book, important deadlines, and where to turn to if you are lost.

Our hope is that you will read this handbook from front to back, and refer to it throughout the year. While it may not contain all of the answers it is a good foundation to start on, and will give you guidance on who to call when you are stuck.

Again we are excited that you have joined Routt County 4-H, and please contact us with any questions that you may have



Tami Eggers
4-H Specialist
& **Millie Delaney**
4-H Coordinator



4-H INFORMATION

What is 4-H?

4-H is America's largest youth development organization, empowering nearly six million young people across the U.S. with the skills to lead for a lifetime. It's a research-based experience that includes mentors, hands-on projects, and meaningful leadership opportunities.

4-H Pledge

I pledge my head to clearer thinking,
My heart to greater loyalty,
My hands to larger service,
And my health to better living,
For my club, my community, my
country, and my world.

4-H Motto: To Make the Best Better

The 4-H motto refers to each member. It means that each member will do the "best" that he/she possibly can in whatever is attempted. The member will then strive to improve the next time so his or her initial "best" becomes "better". The 4-H motto encourages members to stretch their abilities and capacities to reach greater achievement within their own potential.

4-H Member Eligibility

4-H is available to members ages 5-18 as of December 31 of the current 4-H year. The 4-H Year runs from October 1 to September 30.

4-H members must:

- Meet the age requirements
- Enroll in 4-H via 4HOnline
- Enroll in at least one 4-H project per year
- Sign and adhere to the 4-H Member Code of Conduct
- Pay yearly enrollment fees to the Routt County Extension Office

4-H Age Breakdown

All ages are determined as of December 31

- Cloverbud: 5-7 years old
- Junior: 8-10 years old
- Intermediate: 11-13 years old
- Senior: 14-18 years old
- Adult volunteer leader: 19+ years of age
- Some volunteer leader positions require a minimum age of 21

4-H Member in Good Standing

Participation in certain county, state, regional, and national events is limited to those members who are in "good standing" with their club, county, an State 4-H Program. This includes:

- Being enrolled in an organized 4-H Club
- Abiding by the 4-H Code of Conduct
- Meeting deadlines
- Attending a majority of club and project meetings
- Completing at least one project
- Meeting any additional county level requirements

4-H Project Completion Requirements

- Participate in a 4-H related (subject matter or audience) demonstration or speech presentation
- Participate in a 4-H sponsored community service activity
- Participate in 4-H Interview Judging
- Complete any additional county level requirements

4-H INFORMATION

Member Expectations

- Attend Monthly Club Meetings
- Complete minimum of 1 project each year
- Adhere to all deadlines
- Participate in community service
- Give demonstration

Family Expectations

4-H is meant to be a family organization, and provides opportunity for mentorship and growing together. Ideally, we expect the following out of parents/guardians:

- Attend Monthly Club Meetings with youth
- Read all communications from Extension Office and Club Leader
- Help youth with project(s)
- Encourage youth to get involved, and grow through experiences

Communication Methods

All 4-H members and their families should read the Bi-Weekly Newsletter (on the 1st and 15th of each month) and other emails sent from the Extension Office. This is where we communicate with the membership and share important information and deadlines. It is the member/family's responsibility to read these communications and be aware of important dates and information. A lot of times there are links that can be clicked for more information and fliers, so be sure to check for links throughout the emails.

If you feel you aren't receiving these communications, please check your junk, spam, promotions, and other folders. Sometimes email servers filter these out. More information can also be found on our website at routt.extension.colostate.edu/4-h/ under "Member Information" on the dropdown menu.

Find us on Social Media!

Facebook: [Colorado State University Extension, Routt County 4-H](#)

Instagram: [Routt County 4-H \(@routtcounty4h\)](#)

Website: routt.extension.colostate.edu/4-h/



4-H PROJECTS

What is a 4-H Project?

A project is a topic based, hands-on, experience that the youth work on throughout the 4-H year. Youth work through manuals and activities to learn the subject matter, with the help of adult mentors (parents, project leaders) who provide guidance, ask questions, share learnings, and encourage the youth. Youth can sign up for the same project multiple years in a row. Each year the youth will either increase their skills and knowledge, as the activities required will create learning opportunities for the youth.

Parts of a Project

- Manual - This is the curriculum book that accompanies a project. Some projects require a certain number of activities to be completed, and included in their notebook at fair (ie. Veterinary Science, Outdoor Adventure) , some have activities that teach the youth the skills but isn't required to be turned in (ie. Cake decorating, Leathercraft), and some simply provide information for the youth (ie. Livestock, Shooting Sports). Whether or not it has to be turned in at fair is dictated in the requirements which will be discussed below.
- Record Book - Each project will have a record book. All 4-H Projects utilize the state e-Record. These can be obtained either by picking up a free copy at the Extension Office or by downloading them and printing them at home. They can be found at Colorado 4-H Project Information – Colorado 4-H Youth Development is part of CSU Extension (colostate.edu) scroll down to “Download All e-Records Here.”
 - Record books can be typed or handwritten as long as they are legible enough for the judges to read them. Livestock/Animal record books are due in September to the Extension Office, and General and FCS record books are due during Exhibit Day in July.
- Fair Exhibit -
 - For Livestock, this is the animal(s) that they are bringing to fair.
 - Within General and FCS Projects, some projects require a display board, some require a stand-alone exhibit, and some give the option to choose between the two.
 - A stand alone project is an item that is built that demonstrates what is learned during the project.
 - A display board is an education board that discusses a topic that was learned throughout the project.
 - For tips and tricks on display boards visit page 13.

4-H PROJECTS

COLORADO

Animal Science Projects:

Beef
Breeding Beef
Market Beef
Beef Resource Handbook

Cats
Unit 1 – Purr-fect Pals
Unit 2 – Climbing Up
Unit 3 – Leaping Forward
Cat Helper's Guide

Dairy Cattle
Dairy Resource Handbook

Dog
Dog Resource Handbook

Goats
Breeding, Market, Dairy, Fiber, Pygmy, Utility
Goat Resource Handbook

Horse
4-H Horse Project
Horse Show Rulebook
and more at Colorado4h.org

Horseless Horse
4-H Horse Project
Unit 1 – Making Horse Sense
Unit 2 – Hooves, Health & Horsemanship
Unit 3 – Breaking Ground
Unit 4 – Brushing Up on Horses

Poultry
Breeding Chickens, Market Chickens, Show Birds, Breeding Turkeys, Market Turkeys, Duck, Geese, Pigeons & Game Birds
Poultry Resource Handbook
and more at Colorado4h.org

Rabbits
Breeding/Show
Market
Companion (Pet)
Rabbit Resource Handbook for Breeding, Market, and Pet Rabbit Projects

Sheep
Breeding Sheep
Market Sheep
Sheep Resource Handbook for Market & Breeding Projects

Swine
Breeding Swine
Market Swine
Swine Resource Handbook for Market & Breeding Projects

Veterinary Science
Unit 1 – From Airedales to Zebras
Unit 2 – All Systems Go!
Unit 3 – On the Cutting Edge
Vet Science Helper's Guide

Communication, Arts & Leisure Sciences Projects:

Ceramics
Unit 1 – Glazes
Unit 2 – Underglazes
Unit 3 – Overglazes
Unit 4 – Unfired Finishes
Unit 5 – Porcelain Dolls
Unit 6 – Hand-Constructed with Stone or Earthenware
Ceramics All Units

Filmmaking
Animation, Narrative, Documentary, Promotional, Voices of 4-H History
4-H Filmmaking Workshop DVD
Movie Magic

Global Citizenship
Study of Another Country
Hosting a Delegate from Another Country
*Youth Counselor (Int./Sr.)
*Exchange Delegate to Another Country (Int./Sr.)
Global Citizenship

Leadership
*Leadership Skills You Never Outgrow (Jr Only)
*Leadership Road Trip (Int./Sr.)
*Put Leadership to Practice/Club Leadership 1 (Int./Sr.)
*Refining Leadership Skills/Club Leadership 2 (Sr.)
*Community Service Project/My Hands to Larger Service (Sr.)

Leathercraft
Unit 1 - Introduction to Leathercraft and Creative Stamping
Unit 2 - Beginning Leather Carving
Unit 3 - Intermediate Leather Carving
Unit 4 - Advanced Stamping
Unit 5 - Advanced Leather Carving
Unit 6 - Sewing Leather
Unit 7 - Braiding and Un-tooled Leather
Unit 8 - Master Leathercraft
Unit 9 - Making and Rebuilding Saddles
4-H Leathercraft Manual – Available Dec. 2022
Leathercraft Leader's Guide

Photography
Unit 1 – Photography Basics
Unit 2 – Photography Basics (2nd Year)
Unit 3 – Next Level Photography
Unit 4 – Mastering Photography
Unit 5 – Low Light Photography
Unit 6 – Advanced Photography

Scrapbooking
One Page Layout, Two Page Layout, Album, *Tag Making (Jr.), and *Card Making (Int./Sr.)
Scrapbooking

Visual Arts
Portfolio Pathways-Painting, Printing
Sketchbook Crossroads-Drawing, Fiber & Sculpture

Family Consumer Science Projects:

Artistic Clothing
Upcycle Your Style (Applied, Stitched, Combination Design)
Unit 4 - Recycled Clothing
Unit 5 - Creative Sewing (Costumes, Other Items)
*Unit 6 - Buymanship (Int./Sr.)
*Unit 7 - Create Your Own (Int./Sr.)
STEAM Activity-Beyond the Needle
Optional Weartec manuals available

Cake Decorating*
Unit 1 – Edible Cake Decorating
Unit 2 – Single Layered Cake
Unit 3 – Two Layered Cake with Tips
Cake Decorating, Units 1-3
Unit 4 – Character Cakes
Unit 5 – Small Treats
Unit 6 – Cut-Up Cakes
Cake Decorating, Units 4-6
*Unit 7 – Flat Surface & Nail Flowers (Int./Sr.)
*Unit 8 – Fondant (Int./Sr.)
*Unit 9 – Lily Nail Flowers (Int./Sr.)
Cake Decorating, Units 7-9
*Unit 10 – Tiered Cakes (Sr. only)
*Unit 11 – Molds (Sr. only)
*Unit 12 – Create Your Own (Sr. only)
Cake Decorating, Units 10-12

Clothing Construction
Unit 1 – STEAM Clothing 1 FUNdamentals (Jr./Int./Sr.)
Unit 2 – STEAM Clothing 2 Simply Sewing (Jr./Int./Sr.)
*Unit 3 – STEAM Clothing 3 A Stitch Further, 4-H Textile Experiments (Int./Sr.)
Unit 4 – Sewing for Others (Jr./Int./Sr.)

Foods and Nutrition
Unit 1 – Cooking 101
Unit 2 – Cooking 201
Unit 3 – Cooking 301
Unit 4 – Cooking 401
4-H Cooking Helper's Guide
Specialty Foods
Unit 5 – Outdoor Cooking & Living
*Unit 6 – Cultural and Ethnic Foods (Int./Sr.)
*Unit 7 – Passport to Foreign Cookery (Int./Sr.)

Food Preservation
Unit 1 – Drying
Unit 2 – Freezing
Unit 3 – Boiling Water Canning
*Unit 4 – Pressure Canning (Int./Sr.)

4-H PROJECTS

COLORADO

Heritage Arts
Crochet Units 1-3 The 4-H Crochet Handbook
Knitting Units 1-3 The 4-H Knitting Handbook
Misc. Fiber (Needle Arts, Weaving, Spinning, Felted Bags, Batiked Fabric, Hooked Pillows, Ethnic Arts, Rug Making, Macramé, etc.)
Misc. Non-Fiber (Beading, Silver Smithing, Paper Scrolling, etc.)
Quilting – Unit 1 You Can Quilt
Quilting – Units 2-6 Quilting the Best Better

Home Design & Décor
Unit 1
Unit 2
Unit 3
Unit 4

Mechanical Sciences Projects:

Computer Science
Discovering Computer Science & Programming Through Scratch Level 1
Level 1 Facilitator Guide
*Discovering Computer Science & Programming Through Scratch Level 2 (Int./Sr.)
*Discovering Computer Science & Programming Through Scratch Level 3 (Int./Sr.)
*Computers in the 21st Century (Int./Sr.)

Electricity
Unit 1 – Magic of Electricity
Unit 2 – Investigating Electricity
Unit 3 – Wired for Power
*Unit 4 – Entering Electronics (Sr. Advanced)
Electric Group Helper's Guide

Metalworking
Unit 1 – Introduction to Welding
Unit 2 – Metal Fabrication
Unit 3 – Advanced Metal Fabrication
Unit 4 – Large Exhibit Fabrication
Arcs & Sparks, Units 1-3

Model Rocketry
Unit 1 – Introduction
Unit 2 – Basic
Basic Model Rocketry Units 1 & 2
Unit 3 – Intermediate
Unit 4 – Advanced
Unit 6 – Designer

Robotics & Engineering
Unit 1 – Give Robots a Hand
Unit 2 – Robots on the Move
Unit 3 – Mechatronics
Unit 4 – Robotics Platforms Beginners
Unit 5 – Robotics Platforms Intermediate
Unit 6 – Robotics Platforms Advanced
Unit 7 – Team Robotics
Youth Robotics Notebook
Robotics with EV3

Small Engines
Unit 1 – Crank It Up
Unit 2 – Warm It Up
Unit 3 – Tune It Up
Unit 4 – Advanced Engines—Self-Determined
Small Engines Helper's Guide

Woodworking
Unit 1 – Measuring Up
Unit 2 – Making the Cut
Unit 3 – Nailing It Together
Unit 4 – Finishing Up
Woodworking Wonders Helper's Guide

Natural Resources Projects:

Beekeeping
Unit 1 – Beekeeping Division 1
Unit 2 – Beekeeping Division 2
Unit 3 – Beekeeping Division 3
*Unit 4 - Advanced Beekeeping (Int./Sr.)

Entomology
Teaming with Insects – Level 1
Teaming with Insects – Level 2
Teaming with Insects – Level 3
Teaming with Insects Facilitator's Guide

Gardening
Unit 1 – See Them Sprout
Unit 2 – Let's Get Growing!
Unit 3 – Take Your Pick
*Unit 4 (Sr. only) – Growing Profits
Gardening Helper's Guide

Outdoor Adventures
Unit 1 – Hiking Trails
Unit 2 – Camping Adventures
Unit 3 – Backpacking Expeditions
Outdoor Adventure Helper's Guide

Shooting Sports
Air Rifle
Archery – Basic Archery
.22 Rifle – 4-H Rifle
.22 Pistol – 4-H Pistol
Shotgun – 4-H Shotgun
Muzzleloading
Air Pistol
Outdoor Skills
Western Heritage – 4-H Western Heritage Project

Sportfishing
Unit 1 – Take the Bait
Unit 2 – Reel in the Fun
Unit 3 – Cast into the Future
Sportfishing Helper's Guide

Wildlife
Unit 1 – The Worth of Wild Roots
Unit 2 – Living Wild in an Ecosystem
Unit 3 – Managing in a World with You and Me
Wildlife Stand Alone

Self-Determined

Routt County Project:
Art of Ranching – Engaging Youth in Community History – [LINK](#) to project details

Cloverbuds (Ages 5-7 Years):
Cloverbuds: A 4-H Discovery Program for 6-8 Year Olds
Cloverbuds Activity Package

Each project has their own set of requirements. These requirements are what the project will be judged on. These project requirements are outlined in the 2022 Colorado State Fair 4-H Exhibit Requirements found on the Colorado 4-H website (click on Exhibit Requirements):
co4h.colostate.edu/program-areas/state-fair-information/

For more info:
Colorado4h.org

Juniors 8-10 years
Intermediates 11-13 years
Seniors 14-18 years

All projects may be taken by Jr., Int., and Sr. members unless otherwise indicated by (*).

Colorado State University, U.S Department of Agriculture and Colorado counties cooperating. To simplify technical terminology, trade names or products and equipment occasionally will be used. No endorsement of product names is intended nor is criticism implied of products not mentioned.

Colorado State University Extension is an equal opportunity provider. Colorado State University does not discriminate on the basis of disability and is committed to providing reasonable accommodations. CSU's Office of Engagement and Extension ensures meaningful access and equal opportunities to participate to individuals whose first language is not English. <https://col.st/OWMJJA>

Colorado State University Extension es un proveedor que ofrece igualdad de oportunidades. Colorado State University no discrimina por motivos de discapacidad y se compromete a proporcionar adaptaciones razonables. Office of Engagement and Extension de CSU garantiza acceso significativo e igualdad de oportunidades para participar a las personas quienes su primer idioma no es el inglés. <https://col.st/OWMJJA>



4-H PROJECTS

WITH EXTRA REQUIREMENTS

Shooting Sports

- Shooting Sports programs start late winter and early spring in all three communities.
- Leaders focus on teaching youth how to shoot safely. All volunteer leaders are required to attend a three-day shooting sports leader certification prior to working with youth and enroll as a 4-H Leader.
- Youth must be signed up in 4HOnline by May 1 for each discipline they are going to participate in.
- Youth must pay a yearly 4-H Shooting Sports Fee to the Routt County 4-H—\$25 for each discipline.
- Members complete shooting sports by:
 - Attending a minimum number of practices for each discipline they are participating in
 - each leader will provide families with the number of practices needed.
 - Competing at Completion Day in July, or scheduled through their leader ahead of time.
 - Completing a record book, and turning it in at Exhibit Day.
 - All shooting sports members are required to complete a record book and a standalone or display board to be presented at Exhibit Day. Rules/requirements for this portion of the project are outlined in the Routt County Shooting Sports Member Handbook posted on our website: <https://routt.extension.colostate.edu/4-h/4-h-forms/>
 - All shooting sports members must be a Member in Good Standing to be eligible to compete at the Routt County Completion Weekend, 4-H State Shoot and/or National 4-H Shoot.
- To qualify to the Colorado State Fair for competition, 4-H members must have completed Hunter Safety Education by Completion Weekend and participated and qualified at the Completion Day held in July. Your Hunter Safety card must be uploaded into 4HOnline by the July Completion Day.

Robotics

- Robotics starts mid winter and runs through the spring in Steamboat.
- Members must be enrolled and participating in meetings in order to be able to complete the Team Robotics project.
- Completing a record book, and turning it in at Exhibit Day.
- All robotics members are required to complete a record book and a standalone or display board to be presented at Exhibit Day.



4-H PROJECTS

WITH EXTRA REQUIREMENTS

Livestock

- Must meet weigh-in and ID Deadlines (can be found on page 12)
- Must attend Meat Quality Assurance during 1st year, and again at age 14 (as of Dec. 31 current 4-H year)
 - MQA held April 26, 2023 in the Commissioners' Hearing Room in the Historic Routt County Court House.
 - Program will start at 6pm and go on until 8pm.
- Must complete County Livestock Record Book
- Must complete online FairEntry deadline
- Entrants are required to use the Animal Care and Housing Form for Colorado 4-H Livestock Projects for all leased animals or animals housed not at your home.

Horse

- Ownership or leasing of horse(s) must be in the name of the exhibitor by May 1, and horse identification certificate(s) along with ownership/lease agreement(s) entered in 4H Online by May 1. This includes completion of the Animal Care and Housing form by all parties and turned into the Extension Office.
- Horses must be ID'd in 4HOnline by May 1.
- Youth may use multiple horses in project, but all horses have to meet the ID deadline
- Three pictures will need to be uploaded into 4HOnline and include a left side profile, right side profile, and front view.
- Youth must complete Horse Record Book
- Youth must complete online FairEntry deadline
- Youth must pass written and riding levels testing to compete in riding events
- Youth may attend 4-H Group Rides during spring and summer. Watch newsletter for dates, locations, and times.

Dog

- Dogs must be ID'd in 4HOnline by May 1.
- Youth can use multiple dogs in project, but they must all be ID'd
- ID process requires a photo of the dog as well as current vaccination records
- Must complete State Dog e-Record
- Youth are invited (but not required) to attend dog practices held during the summer months. Check the newsletter for dates, times, and locations of the meetings.
- Entrants are required to use the Animal Care and Housing Form for Colorado 4-H Livestock Projects for all leased animals or animals housed not at your home.

MAJOR 4-H DEADLINES

Enrollment

- 4-H year runs October 1 -September 30
- Members must be enrolled in 4-H Online and have dues paid to the Extension Office by May 1 in order to participate in Routt County 4-H.
- Members are required to re-enroll annually after October 1, the online system usually opens October 15. Returning members are encouraged to re-enroll by December 31 to avoid a late fee.

Add/Drop

- Members may add or drop projects until May 1
- Member must complete at least 1 project per year in order to remain a member in good standing.

Animal IDs/Weigh Ins

- All animal members are required to ID their animals in 4-H Online
- All market livestock members are required to attend weigh-ins with their animals.
- All livestock ID's and weigh-in dates can be found on page 12. These dates must be met, no exceptions.

FairEntry

- For all contests, and projects, members must register online on FairEntry. Registration will open in June, and close in July.

Shooting Sports Completion Weekend(s)

- All youth enrolled in shotgun, archery, and .22 rifle must participate in Completion Weekend in July at the Routt County Rifle Club.
- All youth enrolled in air rifle, air pistol, and pistol must participate in Completion Weekend in July at the Kirby Ranch and South Routt Elementary School.

Exhibit Day

- All youth enrolled in General, FCS, and Shooting Sports projects must participate in Exhibit Day in July.

Record Book

- All General, FCS, and Shooting Sports record books need to be brought with the youth to their interview at Exhibit Day.
- All Livestock/Animal record books are due to the Routt County Extension Office in September.

Routt County Fair

- All livestock and animal members will need to compete at the Routt County Fair in August.

State Fair Projects

- If General or FCS project qualifies for the Colorado State Fair, it must be returned, in its entirety, to the Routt County Extension Office by August deadline.
- The Grand and Reserve Grand Champion Senior Fashion Revue winners qualify for the State Fashion Review Show at the Colorado State Fair.

GENERAL PROJECT DATES

May 1	Project Add/Drop Date Last day for members to add or drop projects for the 4-H year.
July 6	Shooting Sports Completion Weekend/State Shoot Registrations Due All shooting sports members must complete the registration on Google Forms by July 6th. There will be no adding/changing of classes after this deadline!
July 11	FairEntry Registration Due All general project members must complete the registration online by July 11th to participate in Exhibit Day. There will be no adding of classes after this deadline!
July 16	Completion Day - Air Rifle, Air Pistol, Pistol at the Kirby Ranch and South Routt Elementary School. All members in the air rifle, air pistol, and pistol projects must attend.
July 22-23	Completion Weekend - Shotgun, Archery, .22 Rifle at the Routt County Rifle Range. All members in the shotgun, archery, and .22 rifle projects must attend.
July 26	Exhibit Day at Soroco High School. All members with general projects must attend interviews, and judging of their projects. Record books are due at the time of judging. Award Ceremony and Fashion Review to follow judging.
August End	4-H State Shoot - Rifle, Air Rifle, Air Pistol, Archery Dates are still TBD.
September 2-3	4-H State Shoot - Shotgun, Pistol

Additional Notes - Shooting Sports

All shooting sports members must attend a minimum of 80% of the weekly practices in order to be eligible to participate in the completion day and weekend. If members do not attend the required number of practices, they will be deemed "ineligible" and unable to participate in the project the following year. All shooting sports members must also complete a display or board to participate in Exhibit Day on July 26th.

Additional Notes - General Projects

There will be practices for members completing general projects. Only members who are signed up for the projects are allowed to attend these meetings/practices. We ask that no younger members or friends attend these meetings with the member.

We have the following practices posted on our website:

- Robotics (REQUIRED): All members not enrolled and attending practices by January 27th cannot participate in the program.
- Veterinary Science (OPTIONAL): Starting April 3rd - Mondays from 6:30-8pm
- Cake Decorating: Workshops TBD
- Sewing: practices on an as needed basis!
- Knitting: practices on an as needed basis!
- Beekeeping: TBD

ANIMAL PROJECT DATES

February

12

Beef Weigh-In

12:30-2:30pm at the Routt County Fairgrounds. All Beef members are required to attend.

April

26

Meat Quality Assurance

5-8pm in the Board of Commissioners Room. All first year senior and first year livestock members are required to attend.

May

1

Add Drop Date & Horse and Dog Animal IDs Due

All dog and horse members are required to complete their animal IDs on 4-H Online. This is a requirement if you want to be in the project. NO EXCEPTIONS as this is a State Deadline!

May

8-9

Sheep/Goat (8th) and Swine (9th) Weigh-In

4-6pm at the Routt County Fairgrounds. All sheep and goat members are required to attend.

June

1

Market Swine, Goat, Sheep, Beef Animal IDs Due

All large animal market members are required to complete their animal IDs on 4-H Online. This is a requirement if you want to be in the project. NO EXCEPTIONS as this is a State Deadline!

June

13-16

NW Colorado Expo

Hands on learning experience for newer members in Garfield County. All new members are encouraged to attend.

July

1

Breeding Animal IDs Due

All animal breeding members are required to complete their animal IDs on 4-H Online. This is a requirement if you want to be in the project. NO EXCEPTIONS as this is a State Deadline!

July

11

FairEntry Registration Due

All animal members must complete the registration online by July 11th to participate in the Routt County Fair. There will be no adding of classes after this deadline!

July

11

Market Poultry/Rabbit Animal IDs Due

All poultry and rabbit market members are required to complete their animal IDs on 4-H Online. This is a requirement if you want to be in the project. NO EXCEPTIONS as this is a State Deadline!

July

12

Flood Days

join us throughout the county to "flood" the towns with posters and information for the Routt County Fair, Jr. Livestock Sale, and BBQ

August

9

Fair Clean Up Day

all members are required to come and help set up and clean up for the Routt County Fair!

August

11-20

Routt County Fair

11-15: Horse Shows

15: Dog Show; Swine Weigh-in; Small Animal Check-in

16: Sheep, Goat, Steer Weigh-in; Poultry Show; Swine Show

17: Rabbit Show; Beef Show

18: Goat Show; Sheep Show

19: Round Robin Showmanship; Bobby Robinson Sr. Memorial BBQ; Junior Livestock Sale

20: Fair Break Down

September Animal Record Books Due

19

record books are due to the Extension Office by 5:30pm!

BOARD GUIDELINES

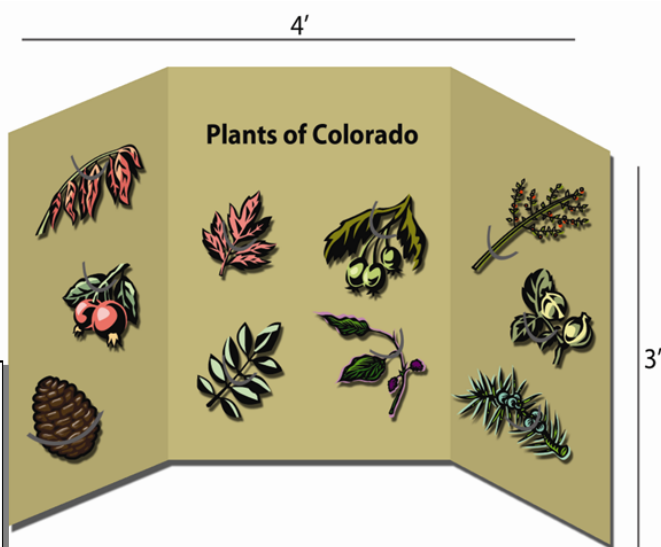
Display boards are a great way to share information, but when viewers walk by, they only spend 60-90 seconds looking at each display board. Make yours stand out by highlighting the main points of your project in a fun, interesting way.

SHAPE

Design your exhibit so information fits on the display. Remember, you have 1 large surface, and 2 smaller side

SPACE

Your display should only discuss one main topic. This will help it look neat and



TEXT

Make sure that all the text on your display is easy to read. Use a large font for the title, and smaller fonts for the headings and body text.

Text must be readable from 3-5 feet away. Use large bold letters. Dark letters on a light background works best.

ATTACHMENTS

Make sure pictures and objects are securely attached to the board. Use glue for pictures and paper, and consider wires, zip ties or staples to attach bulkier items.

Do not attach items that are so heavy that

SIZE

Display boards for the state fair must measure 4 ft. wide x 3 ft. tall. They should be made of lightweight cardboard, but not poster board. Pre-cut boards are available at most craft and shopping centers.

No part of your display may extend beyond these boundaries.


DISPLAY BOOKS

Your e-Recordbook should accompany your board. You may use 3-ring binders or other notebooks that will keep the pages securely inside.

You may not use slider-type binders.


Please place a label with the following information in the upper right-hand corner of the front cover:

Routt
County
Jane Doe
15
Animal Science



TRICKS & TIPS

- Record Books can be either typed or handwritten. Do what is easiest and best for your family.
- Read every page description to understand what you need to do on each page.
- Keep every receipt that is relevant to your project throughout the year. This will come in very handy when completing the expense and inventory pages of the record book.
- Write important dates and information down as they happen (attending a shooting sports practice, livestock weigh-ins, attending a livestock seminar, project workshop). This will help you have all information in one place.
- Start on your record book early. Waiting until the week before it is due just causes unneeded stress. Set a side a time monthly to sit down and update your record book so that it stays up to date.
- Take pictures throughout the year. Each record book requires pictures, and judges love seeing pictures that span the entire year, not just a couple of days.
- If an area of a record book doesn't apply to you, be sure to write N/A instead of leaving it blank. This shows that you read and acknowledged it instead of just skipping it.
- For expenses, only include the cost of items purchased that year, for example if you are in the photography project and already have a camera, then it wouldn't be a project expense.
 - Expense examples are fuel/mileage to get to 4-H Shooting Sports practices, costs of ingredients for cakes or cookies, halter and clippers needed for the goat project, etc. Don't just look at expenses as feed, there are many expenses that go into completing a 4-H project.
 - Always include Enrollment Fees in your record book!
- If you are going to repeat the project next year, it helps to save your inventory page so you know what you are starting with for the following year.





ADULT

VOLUNTEER OPPORTUNITIES

Routt County 4-H is always looking for individuals who are willing to help volunteer. Volunteers sign up through their families on 4-H Online profile, must pass background check, receive 2 positive references, and complete online learning modules. Below are some of the volunteer opportunities available in Routt County.

Junior Livestock Sale Committee

- Committee meets throughout the year to plan the Jr. Livestock Sale at the Routt County Fair
- Great Way for parents and youth to get involved and help make a difference

Routt County 4-H Scholarship Foundation

- Committee meets throughout the year to help raise money for our Routt County 4-H Youth for continuing education scholarships
- In 2022, youth received \$63,000 in scholarships

Project Leader

- Volunteers have a passion for certain project area and work with youth on their project
- Some projects (horse, dog, shooting sports) meet regularly, where others meet on an as needed basis

4-H Shooting Sports Leader

- Volunteers must attend a Colorado 4-H State Shooting Sports Leader Training and get trained in the discipline that they want to work with

Organizational Leader/Co-Organizational Leader

- Volunteers are club leaders
- Manage 4-H Club's operations, work with Extension Office staff to ensure all paperwork is complete and information is given to the youth
- Works with youth to ensure they meet all deadlines for their projects

Chaperone

- Volunteers take youth on trips where they:
 - care for their wellbeing
 - ensure youth are participating in all required activities
 - remain present the entire event

ROUTT COUNTY

LEADERSHIP

Club Officer

- Each year, clubs elect officers, typically in November.
- Great way for members to get involved, further develop leadership skills
- Officers Typically include:
 - President
 - Vice President
 - Secretary
 - Treasurer
 - Reporter
 - County Council Representative (2)

4-H County Council Member

- Made up of members from each club
- Meetings in January, March, May, July, October, November
- All members are encouraged and invited to attend council meetings; however, clubs only get 2 votes

4-H County Council Officer

- Next level of leadership youth can get involved in at a county level
- Officers serve all of Routt County 4-H instead of only their club
- Officer Positions include:
 - President
 - Vice President
 - Secretary
 - Treasure
 - Reporter
 - Senator (2)

4-H Jr. Leader

- Senior members who meet monthly to improve leadership skills and become more involved with the Routt County 4-H Program
- Members are responsible for putting on events including:
 - 4-H Open House
 - 4-H Fun Day
 - Meat Quality Assurance (MQA)
 - County Retreat
 - Serve as Junior Superintendents at Routt County Fair

BEYOND ROUTT COUNTY

LEADERSHIP

Western National Roundup

- Held in Denver at the beginning of January
- Trip can be earned by winning at state level in
 - Consumer Choices
 - Parliamentary Procedure
 - Demonstration
 - Fashion Revue
 - Prepared Public Speaking
 - Impromptu Public Speaking
- Trip can be earned by getting 3rd at state level in
 - Meats Judging
 - Livestock Judging
 - Horse Judging

Leadership Development Conference

- Held at end of January in Denver, Colorado
- Open to youth ages 14 and over
- Teaches youth about civility while developing leadership skills

YouthFest

- Held at beginning of February in Larkspur, Colorado
- Open to members 9-13
- Offers workshops to teach youth teamwork and critical thinking

National 4-H Conference

- Applications are open to members 15 and older
- Delegates have opportunities to increase knowledge, resources, and skills to empower them to make an impact on communities in a meaningful and genuine way
- Applications available at the beginning of the year
- Interviews begin after application deadline
- Selected youth travel to Washington D.C, in early spring

State 4-H Conference

- Held yearly on CSU Campus in Fort Collins
- Open to youth 14 and over
- Variety of workshops to teach
 - Live Skills
 - Career Exploration
 - STEM

BEYOND ROUTT COUNTY

LEADERSHIP

4-H Exchange

- Two year program
- Open to youth 14 and over
- Youth travel to different state and stay with 4-H Families, as well as host the different state 4-H member in their home.
- Different destination every two years
- Next Exchange sign-up will be October 2024

Citizenship Washington Focus

- Applications open for youth 15 and over
- Held in Washington D.C. annually at the end of June
- Youth are immersed in culture and history of Washington D.C. through workshops at the most spectacular sites

State Fair Teen Clerking

- Open to youth 13 and older
- Vital to success of State Fair 4-H Project judging
- Youth work with superintendents and judges to get projects entered, judged, and displayed
- Happens annually in Pueblo during Colorado State Fair at the middle to end of August

Colorado Leadership Conference

- Held annually in November in Glenwood Springs
- Open to youth in 6th-9th grades
- Youth participate in workshops to help
 - Social Skills
 - Teamwork
 - Communication

National 4-H Congress

- For youth 14 and older
- Earned by receiving Grand Champion placing on General or FCS project at Colorado State Fair
- Trip held annually at the end of November in Atlanta, Georgia

District Officer

State Officer



JUDGING AND CONTESTS

Participating in judging and other contests is an excellent way for youth to develop life skills such as decision making, critical thinking, goal setting, communication, and much more. Participants do not have to be enrolled in a relating project.

Meats judging

- Includes
 - retail cut identification
 - judging classes of cuts and carcasses
 - giving oral reasons on placing of meat

Livestock Judging

- Held at end of January in Denver, Colorado
- Includes judging and placing of live
 - Cattle
 - Sheep
 - Swine
- Giving oral reasons for the placings

Horse Judging

- Includes judging and placing of live horses
- Giving oral reasons for the placings

Consumer Choices

- Learn standards of quality for goods such as
 - Backpacks
 - Toys
 - Clothing
 - Food and more
- Includes comparison of goods, placing them, and giving oral reasons on placings

Parliamentary Procedure

- Provides framework to encourage members to have equal voice in their club
- Provides excellent forum for youth to experience, practice, and effectively use life skills to allow them to live successful, productive, and satisfying lives
- Contest involves running a mock business meeting, and properly using motions

Speaking Contests

- Open for youth 8-18
 - Demonstration Contest held at County and State Fairs
 - Demonstration is 4-10 minute talk over a project related topic
 - Impromptu Speaking Contest is held during State 4-H Conference
 - Youth draw a topic to present on
 - Prepare their speech within 10 minutes
 - Present a 3-5 minute speech to judges
 - Prepared Speech at State 4-H Conference
 - Speech is 6-8 minutes and presented to judges



FREQUENTLY ASKED QUESTIONS

How does a member select a project?

When choosing a project, consider your interests, background, what is necessary to state your project, and what is available to help you complete it. Once you selected your project(s) for the year, the project manual is available at the Routt County Extension Office. If you haven't picked it up there, your leader will have it at your March club meeting.

How much time can be spent on a project?

The amount of time is dependent on the project, and how far you want to develop that project. It can be a matter of days, weeks, or even months depending on the size and scope of the member's plan. Some projects also can be repeated to accomplish additional project goals.

Is it necessary to attend Exhibit Day to complete a project?

Yes, in order to complete a FCS or General project in Routt County, youth participate in Exhibit Day in July.

Do I have to pick a club specific to my child's project?

In Routt County 4-H all of our clubs are Community Clubs. This means that you can be in the club of your choice no matter what project your child is enrolled in.

What is the add/drop deadline?

If a member wishes to add or drop a project, this must be done prior to May 1. After May 1, youth must complete the projects that they are currently enrolled in.

What do I do if my animal is not housed at my property?

If you are enrolled in a livestock, horse, or dog project and you are not keeping the animal at your house, you are required to fill out the Animal Care and Housing Form for Colorado 4-H Livestock Projects.

What is the difference between a record book and a manual?

The manual is a book that is given to all Livestock, General and FCS projects that contains activities to help the youth learn the skills needed to complete their project. Some of these manuals must be turned in with the project at the county fair, so be sure to read the fair requirements for your projects. A record book must be done on every project that a youth is enrolled in, and include information such as inventories, income and expenses, and photographs. For more tips see page 14.

What are ways Cloverbuds can show at fair?

While Cloverbuds don't get to compete at County Fair, we do encourage the to participate. The Cloverbud project explores a variety of 4-H Topics.



4-H LINGO

4-H is not a foreign language, but for many new 4-H families the "4-H Lingo" may seem like one. Common abbreviations and titles sometimes leave new families mystified. The opportunities within 4-H are endless and knowing where to begin can be your family's ticket to a positive and rewarding 4-H experience.

Cloverbuds: 4-H members ages 5-7 may participate in 4-H but are considered Cloverbuds. These members may not enroll in 4-H projects.

Code of Conduct: the 4-H program expects members to model positive behavior at all 4-H events, activities, camps, contests, club meetings, and County Fair.

County Fair: Members may exhibit projects at the County Fair. This is an opportunity to showcase their projects from the previous year.

Enrollment: Your youth must be re-enrolled each year by the deadline to be eligible to participate in Routt County 4-H.

Interview Judging: Evaluation of a member's knowledge of their project through an interview with an adult judge, review of their record book and exhibit item.

MQA: Meat Quality Assurance is a program that all youth must attend if they are in their first year of taking a livestock project, or if they are 14 as of January 1.

Project: Members use projects to explore a topic or interest area through hands-on activities, sequential learning experiences, goal setting and evaluation.

Exhibit Day: This is the portion of a member's project that is put on display during Exhibit Day in July. Depending on the project, this will either be a display board, or a stand-alone exhibit.

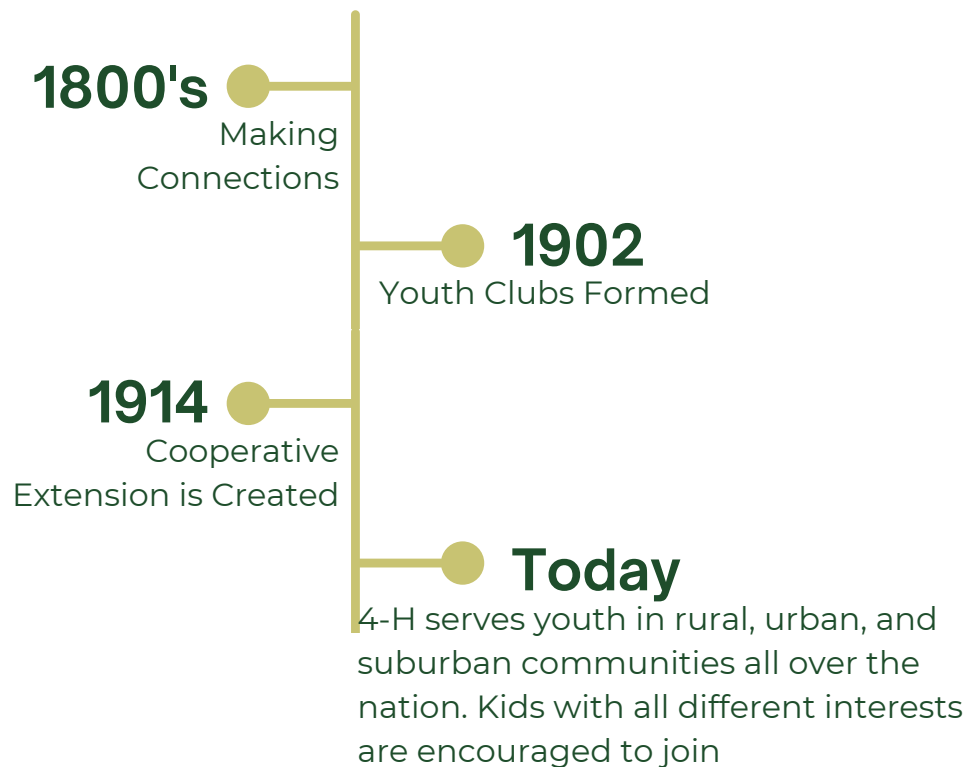
Project Requirements: Livestock deadlines are in every newsletter and full requirements will be in the Routt County 4-H Handbook.

Ownership, Enrollment, Weigh-In, I.D. Day: Date/deadline required to own, weigh-in enroll, and/or identify your animal(s) for participation at the Routt County Fair.

Volunteer or Club Leader: Dedicated, enthusiastic, caring adults that have completed a selection, screening and orientation by CSU Extension. The current SCU 4-H Volunteer Selection process includes an online application, reference check, background check, interview with Extension Agent, and volunteer orientation and trainings.

4-H HISTORY

Learn more about the
history of 4-H
4-h.org/about/history/




4-H FACTS

- The 4-H Pledge and Motto were approved by Congressional Act in 1922.
- The 4-H clover is pictured in a stained glass window in the National Cathedral in Washington, DC.
- 4-H is a good thing to put on an application or college resume.
- The 4-H Clover is Federally Protected.
- 4-H programs are offered in both urban and rural areas.
- 4-H offers more educational, leadership, and citizenship activities and programs than any other extracurricular youth program in the world.
- Everyone benefits from 4-H experiences; youth, families, volunteers, and the community.

IMPORTANT CONTACTS

Name	Position / Description	Contact
Tami Eggers	4-H Youth Development Specialist	teggers@co.routt.co.us
Millie Delaney	4-H Coordinator <i>(Livestock & Animal Projects)</i>	mdelaney@co.routt.co.us
Todd Hagenbuch	Agriculture Specialist, Director	thagenbuch@co.routt.co.us
Melina Bricker	Family Consumer Science Specialist	mbricker@co.routt.co.us
Tina Delany	Office Technician	tdelany@co.routt.co.us



EXTENSION OFFICE

CONTACT



970-879-0825




rc4-H@co.routt.co.us



136 6th Street, Suite 101




routt.extension.colostate.edu/4-h/





MY 4-H NOTES





ROUTT COUNTY

4-H

**"MAKING THE
BEST BETTER"**